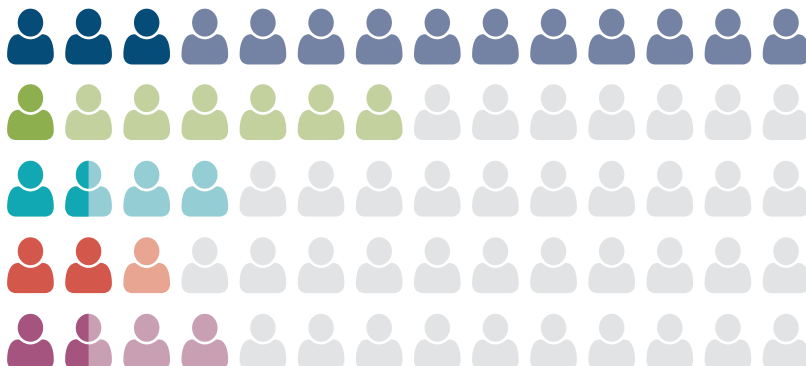




REGULAR STUDENTS WINTER TERM 2015/16



* Diploma / Magister / State examination / Degree in Pastoral Ministry.



THE SIX MAJOR GROUPS SHARE IN INTERNATIONAL STUDENTS' TOTAL



CHINA
620 (16.3%)



TURKEY
203 (5.3%)



INDIA
184 (4.8%)



IRAN
147 (3.9%)



ITALY
147 (3.9%)



SPAIN
112 (2.9%)

EXCHANGE STUDENTS ACADEMIC YEAR 2015/16

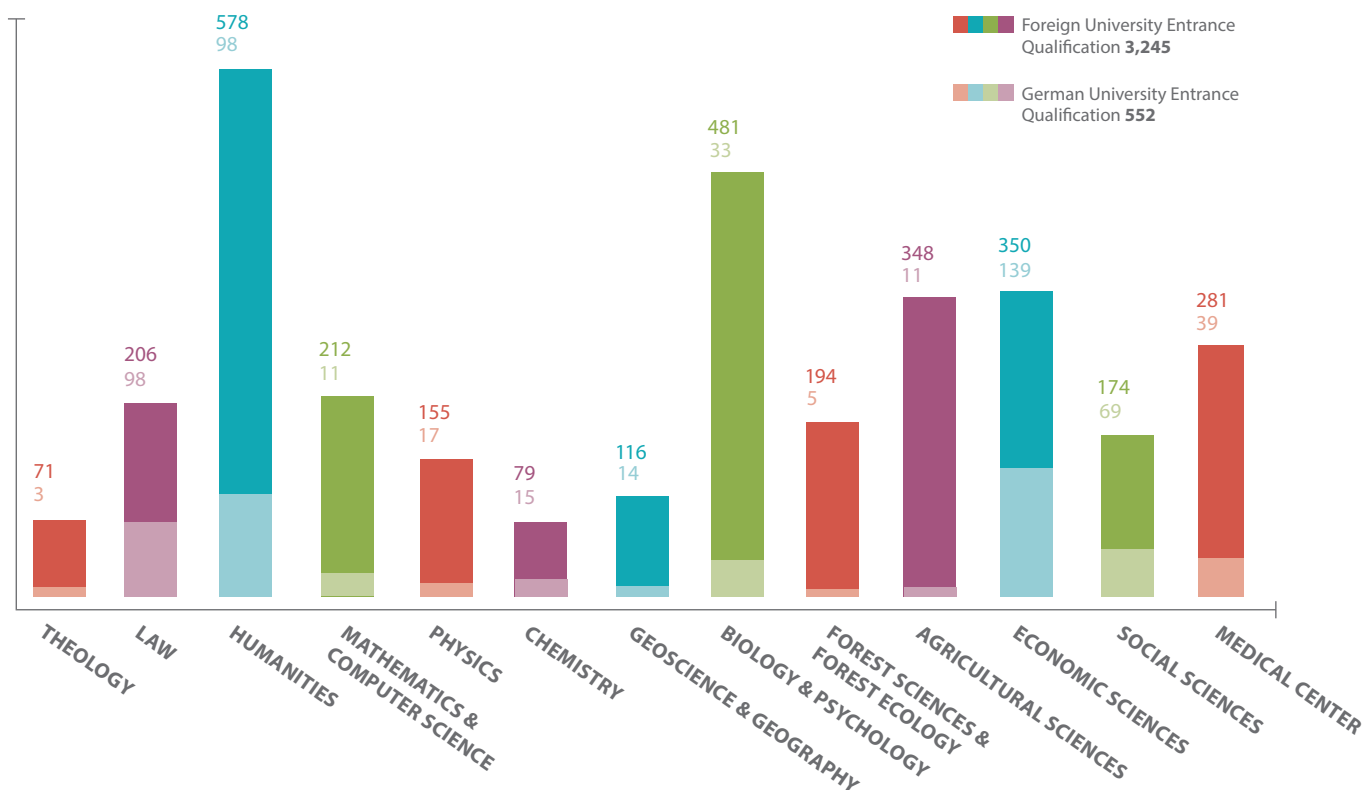
↑ OUTGOING 837



↓ INCOMING 501



INTERNATIONAL STUDENTS BY FACULTY





WELCOME CENTRE AS OF MARCH 2016

VISITING RESEARCHERS	CURRENTLY HOSTED	VISITED SINCE 2008
PROFESSORS	111	330
POSTDOCS	210	568
PHD	64	151
OTHERS	12	45
TOTAL	397	1,094

THE SIX MAJOR GROUPS

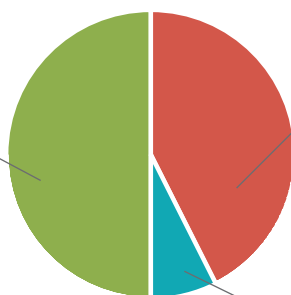
VISITING RESEARCHERS SUPPORTED BY THE WELCOME CENTRE
INDIA/GERMANY/CHINA/USA/RUSSIA/ITALY

	TOTAL	PROFS	POST-DOCS	PHD
	211	53	108	45
	152	101	45	5
	140	48	73	8
	129	49	69	11
	77	13	51	12
	54	11	38	5



STAFF WITHOUT THE UNIVERSITY MEDICAL CENTER; AS OF DECEMBER 2015

NON-SCIENTIFIC STAFF 2,558*
INTERNATIONAL 79 (3.1%)



SCIENTIFIC STAFF (EXCL. PROFESSORS) 2,273
INTERNATIONAL 411 (18.1%)

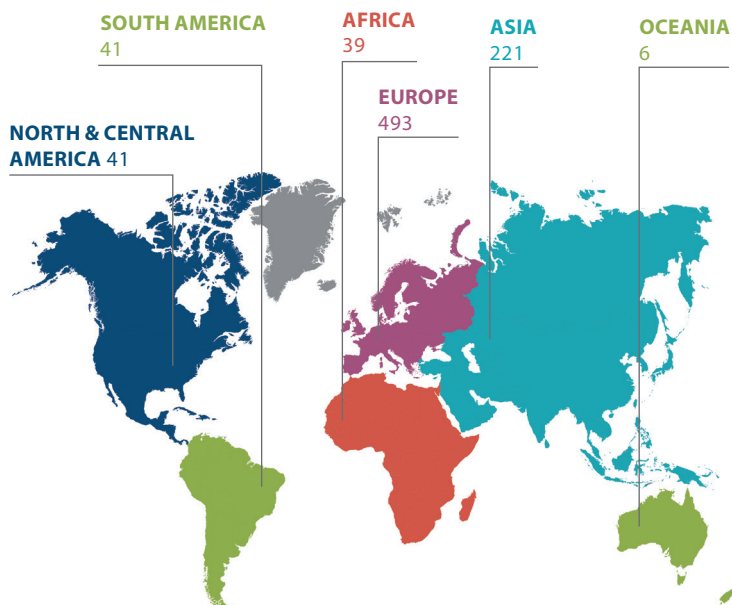
PROFESSORS 370
INTERNATIONAL 45 (12.2%)

*Trainees / Library Staff / Cleaning Service / Technical Service / Administration.



INTERNATIONAL PARTNERSHIPS AS OF MARCH 2016

ALL CONTINENTS 841



RANKINGS 2016

TIMES (THE)	No 9 in Germany No 42 in Europe No 99 worldwide
QS	No 9 in Germany No 74 in Europe No 168 worldwide
SHANGHAI	No 5-8 in Germany No 101-150 worldwide

INTERNATIONAL PROGRAMMES AS OF MARCH 2016

